

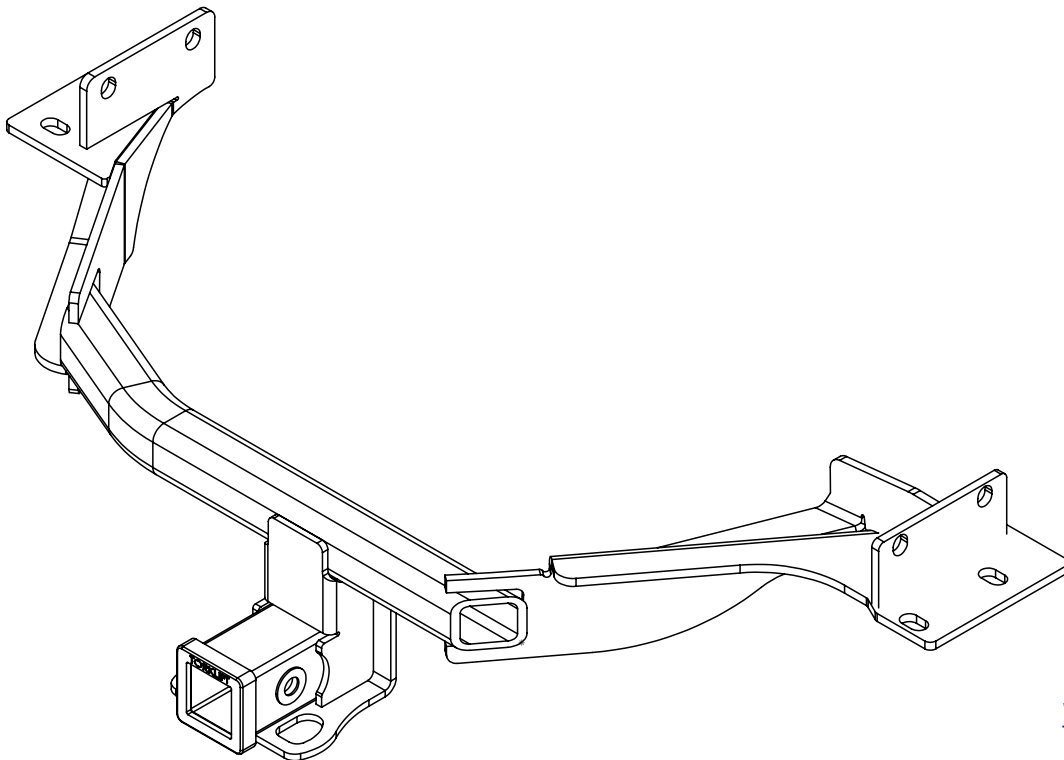


# Installation Instructions

Application Fits  
2016 Kia Sorento  
X7320

2" EcoHitch Stealth

350 lb. Tongue Weight/ 3,500 lb. Towing Weight



Torklift Central  
315 Central Ave N  
Kent, WA 98032  
253-854-1832

[www.torkliftcentral.com](http://www.torkliftcentral.com)  
[support@tlcentral.com](mailto:support@tlcentral.com)

## Stay Connected



torkliftcentral



torkliftcentral



tlcentral



torklift central



torklift central



*Bolt Kit Weight: 737g +/-*

*Hardware Included*

QTY Fastener


- 12 7/16" SAE Flat Washer
- 4 7/16" Lock Washer
- 4 7/16"-14 Hex Nut Gr. 8
- 4 7/16"-14 x 4-1/2" Gr. 8
- 4 M10 Lock Washer
- 4 M10-1.25 x 40mm 10.9 Hex Cap Screw

**READ THESE INSTRUCTIONS THOROUGHLY AND ACCOUNT FOR ALL HARDWARE LISTED BEFORE BEGINNING INSTALLATION!**



**Step 1.** Raise vehicle on suitable jack stands, ramps, or hoist.

**Step 2.** Lower the spare tire following the instructions found in your vehicles Owners Manual.



**Step 3.** Remove the underbody plastic panel on the driver side. See Figure [1].



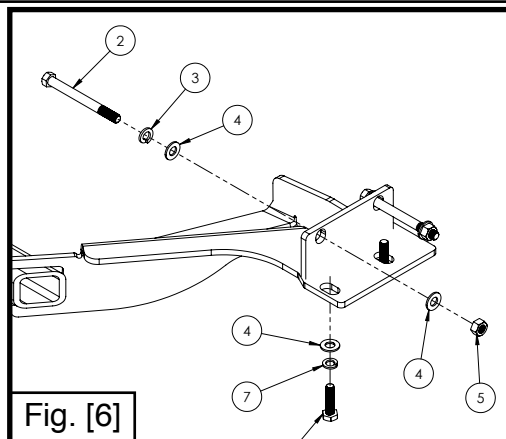
**Step 3.** Using a lubricant such as WD-40, remove the (3) rubber exhaust bungs and lower the exhaust. Support with a block of wood or stand to avoid damage. See Figure [2]&[3].



**Step 4.** Remove the rubber plugs covering the frame rail weld nuts and side holes on the passenger and driver side frame rails. See Figure [4].



**Step 5.** Raise the hitch into position by lining up the holes in the frame plates with the weld nuts on the underside of the frame rails. Thread (1) M10-1.25x40mm hex cap screw, (1) M10 lock washer, and (1) 7/16" flat washer into each of the frame rail weld nuts on the underside of the frame rails and hand tighten. Place (1) 7/16"-14x4-1/2" hex cap screw with (1) 7/16" lock washer and (1) 7/16" flat washer through each hole in the hitch side plates and hand tighten with (1) 7/16" flat washer and (1) 7/16" hex nut on the frame rail side. Once all mounting hardware is properly in place, torque the M10 hardware to 40 ft-lbs and the 7/16" hardware to 50 ft-lbs. See Figure [6].



**Step 5.** Replace the exhaust and underbody panel by following these instructions in reverse starting at Step 3.

**Congratulations on the completed installation of the Kia Sorento Stealth EcoHitch! It is designed with a lifetime warranty for a lifetime of enjoyment. If you have any questions or suggestions please contact our tech support at [support@tlcentral.com](mailto:support@tlcentral.com) or by phone at (253) 854-1832.**



# WARRANTY/DISCLAIMER INFORMATION

Torklift Central requires proof of purchase for warranty claim registration, with pictures of any defective product before issuing a replacement. Torklift will not accept claims on any product without proof of purchase, which can be faxed, scanned, emailed or mailed to the information provided below. Torklift Central warrants its hitches, custom hitch receivers and accessories (excluding electrical wire harnesses which carry a warranty from their specified manufacturer) from date of purchase against defects in material and workmanship under normal use and service for the ownership life of the original consumer purchaser. Torklift Central will replace free of charge any part that proves defective in material or workmanship when presented to Torklift Central, transportation charges prepaid by purchaser, at the address below. **This warranty is limited to defective parts replacement only. Labor charges and/or damage incurred in installation or replacement, as well as incidental and consequential damages connected therewith are excluded.** This warranty does not include normal wear and tear or the finish and paint. Rusting, cracking or peeling of the finish is also excluded. Some states do not allow the exclusion or limitation of incidental or consequential damages, so the above limitation or exclusion may not apply to you. Any damage to Torklift Central products as a result of misuse, abuse, neglect, accident, improper installation or any use violative of instructions furnished by Torklift Central will void the warranty. This warranty gives you specific legal rights and you may also have rights, which vary from state to state. With warranty service, you may be able to go to a small claims court, a state court or a federal district court.

Although Torklift Central trailer hitches are both tested and rated for towing within the specific capacity label found on each trailer hitch. Torklift Central assumes no liability for vehicle manufacturers warranty due to the use of a Torklift Central trailer hitch being used for towing behind any vehicle or using the trailer hitch in a manner that it was not designed for. Although this specific trailer hitch has a load rating, which includes trailer tongue weight, and a trailer weight carrying capacity, Torklift Central is not responsible for the voiding of any warranty on any vehicle due to factory towing limitations. All vehicle warranties are the sole property and responsibility of the owner of the vehicle that the Torklift Central trailer hitch is installed upon. Torklift Central does not endorse towing behind any vehicle if the vehicles manufacturer states that towing is not recommended. Check your vehicle's owner's manual for the proper tow rating of your vehicle.

**ADDRESS:** 315 Central Ave N. Kent, WA 98032

**\*WARNING\*** Your vehicle may have a lower tow rating than this trailer hitch. If your vehicle's tow rating is less than the rated towing capacity on your Torklift Central trailer hitch, your trailer hitch capacity is limited to your vehicle's factory rated towing capacity.

**FOR EXAMPLE:** the label on your Torklift Central trailer hitch states it's capacity is rated for 500 pounds tongue weight and 5,000 pounds towing weight. However your vehicle's factory rated towing capacity is limited to only 350 pounds tongue weight and 3,500 pounds towing weight. In this example your maximum towing capacity of your Torklift Central trailer hitch is limited to 350 pounds tongue weight and 3,500 pounds towing weight as stated by your vehicle's maximum factory tow rating.

**\*DANGER\*** Never exceed your vehicle's manufacturer's recommended towing capacity which may be a lower rating than this trailer hitch

Unsure of your tow rating? Download our towing app from the app store to find your vehicles tow rating.  
[www.torkliftcentral.com/app.php](http://www.torkliftcentral.com/app.php)